



- Ultra High Efficiency (Up to 93%)
- High Power Factor Correction
- Constant Output Voltage
- 90-264VAC Input Range
- Waterproof to IP67
- Lightning Protection
- Comprehensive Protection Circuitry
- Approved to UL8750 & EN61347
- RoHS Compliant
- 3 Year Warranty

Electrical Specifications

Input

Input Voltage	90-264VAC
Input Frequency	47-63 Hz
Input Current	1.20A @ 110VAC 0.6A @ 220VAC
Inrush Current	65A @ 230VAC/25°C/Cold Start
Power Factor	See table
Leakage Current	490µA @ 120VAC 980µA @ 240VAC
No Load Input Power	≤1.5W

General

Efficiency	See tables
Isolation	3kVAC input to output 3kVAC input to ground 0.5kVAC output to ground
Switching Frequency	100Khz
MTBF (MIL-HDBK-217F)	439kHrs @110VAC input 54VDC model, 80% load, 25°C
Dimensions	7.24"L x 2.66"W x 1.46"H
Net Weight	2.09 lbs.

Output

Output Voltage	See table
Initial Set Accuracy	±5%
Minimum Load	No minimum load required
Start Up Delay	1 second maximum @110VAC
Hold Up Time	≥20mS @ 120VAC, full load
Line Regulation	±1%
Load Regulation	±2%
Transient Response	±6% max. deviation, recovery to within spec in 15ms for a 50% step load change at a 1A/µs slew rate
Ripple & Noise	1.5% pk-pk, 20MHz bandwidth
Overvoltage Protection	Latch mode; power on to return to normal operation
Short Circuit Protection	No damage to unit; auto recovery when fault removed
Overtemperature Protection	110°C maximum internal component temperature
Over Current Protection	195%I _o maximum. Hiccup mode; auto recovery when fault removed
Temperature Coefficient	<0.03%/°C

Note: All specifications typical at 25°C unless noted.

Environmental

Operating Temp.	-35°C to +70°C maximum
Operating Humidity	10% to 100% RH, non-condensing
Storage Temperature	-40°C to +85°C
Operating Altitude	10K feet
Shock	30G

Safety & EMC

Safety Approvals	UL8750 Approved
USA	Compliance to UL1012, UL935
Canada	Compliance to CAN/CSA-C22.2 No. 0 CSA-C22.2 No. 107.1, CSA-C22.2 No. 250.0
Europe	EN61347-1 Approved
EMI	EN55015 (Radiated & Conducted)
Harmonic Currents	EN61000-3-2 Class C
Voltage Flicker	EN61000-3-3
ESD Immunity	EN61000-4-2; 8kV air; 4kV contact
Radiated Immunity	EN61000-4-3 Level 2
EFT/Burst	EN61000-4-4 Level 2
Surge	EN61000-4-5; 2kV line-line; 4kV line-earth
Conducted Immunity	EN61000-4-6
Dips / Interruptions	EN61000-4-11

Your Partners in Power.....

Power Partners, Inc. | 43 Broad Street | Hudson, MA 01749
Tel: (978)567-9600 | Fax: (978)567-9601
Website: www.powerpartners-inc.com

Specifications subject to change.
PIL100W-V: 01/19/2010



Models and Ratings Chart

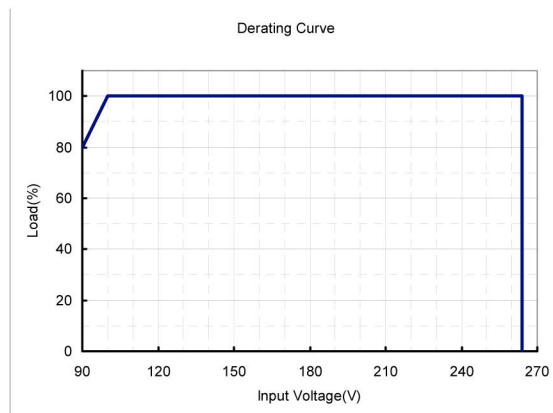
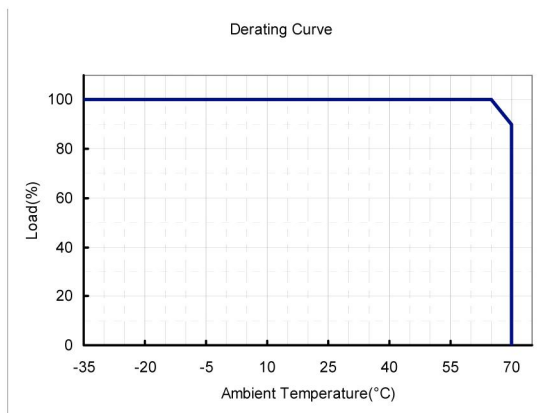
Nominal Output Voltage	Output Voltage Range (Note 3)	Max. Output Current	Max. Output Power	Typical Efficiency (Note 1)	Power Factor		Model Number (Note 2)
					110VAC	220VAC	
12VDC	11.4 - 12.6VDC	8.33A	100W	91%	0.99	0.96	PIL100W-V12
24VDC	22.8 - 25.2VDC	4.05A	100W	93%	0.99	0.96	PIL100W-V24
36VDC	34.2 - 37.8VDC	2.75A	100W	93%	0.99	0.96	PIL100W-V36
42VDC	39.9 - 44.1VDC	2.25A	100W	93%	0.99	0.96	PIL100W-V42
48VDC	45.6 - 50.4VDC	1.95A	100W	92%	0.99	0.96	PIL100W-V48
54VDC	51.3 - 56.7VDC	1.75A	100W	93%	0.99	0.96	PIL100W-V54
81VDC	76.95 - 85.05VDC	1.23A	100W	93%	0.99	0.96	PIL100W-V81
105VDC	99.75 - 110.25VDC	0.95A	100W	92%	0.99	0.96	PIL100W-V105

Note 1: Measured at 220VAC input and full load.

Note 2: Additional suffix may be included to denote variations or modifications to the base product.

Note 3: Voltage factory set to nominal, unless otherwise specified.

Derating Curve



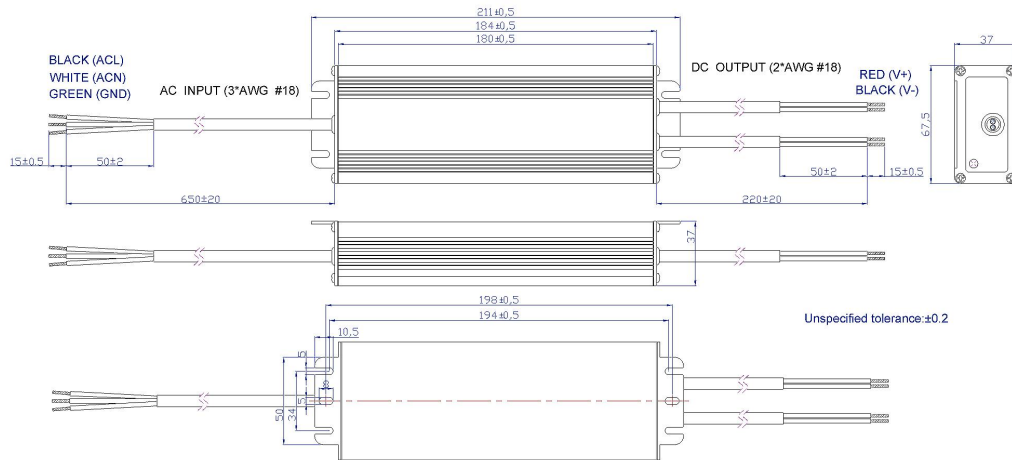
Your Partners in Power.....

Power Partners, Inc. | 43 Broad Street | Hudson, MA 01749
 Tel: (978)567-9600 | Fax: (978)567-9601
 Website: www.powerpartners-inc.com

Specifications subject to change.
 PIL100W-V: 01/19/2010

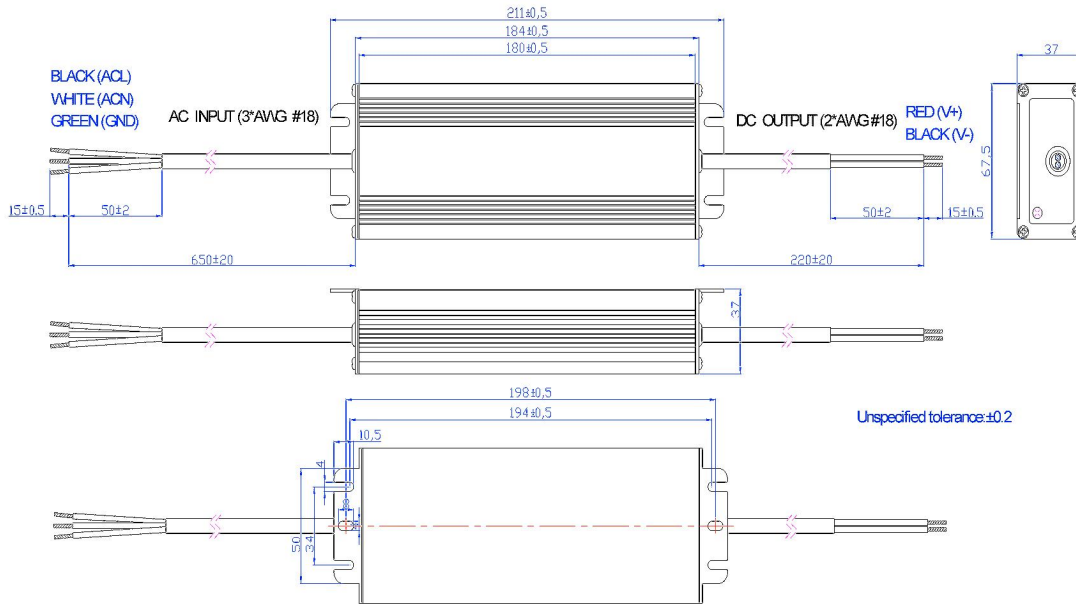


Mechanical Outline Drawing PIL100W-V12 only



Note: The two DC output cables are connected in parallel within the power supply. Each #18AWG wire can carry 10A maximum. Both red wires and both black wires should be connected in the application.

Mechanical Outline Drawing All models except PIL100W-V12



Your Partners in Power.....

Power Partners, Inc. | 43 Broad Street | Hudson, MA 01749
Tel: (978)567-9600 | Fax: (978)567-9601
Website: www.powerpartners-inc.com

Specifications subject to change.
PIL100W-V: 01/19/2010