



- Dual Output
- Ultra High Efficiency (91%)
- Active Power Factor Correction
- Constant Current Output
- Up to 305VAC Operation
- Waterproof to IP67
- Lightning Protection
- Comprehensive Protection Circuitry
- Approved to UL8750 & EN61347
- RoHS Compliant

Electrical Specifications

Input

Input Voltage	90-305VAC
Input Frequency	47-63 Hz
Input Current	1.2A @ 100VAC 0.6A @ 220VAC
Inrush Current	50A @ 230VAC/25°C/Cold Start
Power Factor	See table

General

Efficiency	89% @ 110VAC after thermal stabilization 91% @ 220VAC after thermal stabilization
MTBF (MIL-HDBK-217F)	200kHrs @220VAC, 80% load, 25°C
Dimensions	7.64" L x 2.66" W x 1.46" H
Net Weight	2.20 lbs.

Output

Output Voltage	See table
Overshoot/Undershoot	± 10%
Start Up Delay	1 second max @ 100VAC
Line Regulation	±1%
Load Regulation	±3%
Ripple & Noise	2% pk-pk, 20MHz bandwidth
Overvoltage Protection	Latch mode; power on to return to normal operation
Short Circuit Protection	No damage to unit; auto recovery when fault removed
Overtemperature Protection	110°C maximum internal component temperature; auto recovery mode

Note: All specifications typical at 25°C unless noted.

Environmental

Operating Temp.	-35°C to +70°C (see derating chart)
Operating Humidity	10% to 100% RH, non-condensing
Storage Temperature	-40°C to +85°C

Safety & EMC

Safety Approvals USA	UL8750 Approved Compliance to UL1310, UL935
Canada	Compliance to CAN/CSA-C22.2 No. 0 CSA-C22.2 No. 107.1, CSA-C22.2 No. 250.0
Europe	EN61347-1, EN61347-2-13 Approved
EMI	EN55015, CISPR22 (Radiated & Conducted)
Harmonic Currents	EN61000-3-2
Voltage Flicker	EN61000-3-3
ESD Immunity	EN61000-4-2; 8kV air; 4kV contact
Radiated Immunity	EN61000-4-3
EFT/Burst	EN61000-4-4
Surge	EN61000-4-5; 2kV line-line; 4kV line-earth
Conducted Immunity	EN61000-4-6
Magnetic Fields	EN61000-4-8
Dips / Interruptions	EN61000-4-11

Your Partners in Power.....

Power Partners, Inc. | 43 Broad Street | Hudson, MA 01749
Tel: (978)567-9600 | Fax: (978)567-9601
Website: www.powerpartners-inc.com



Models and Ratings Chart

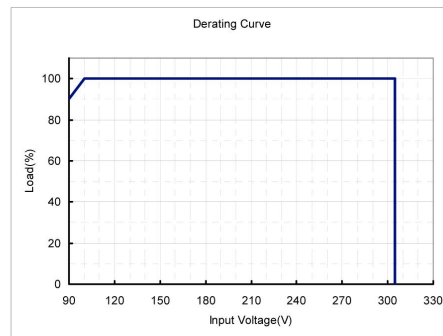
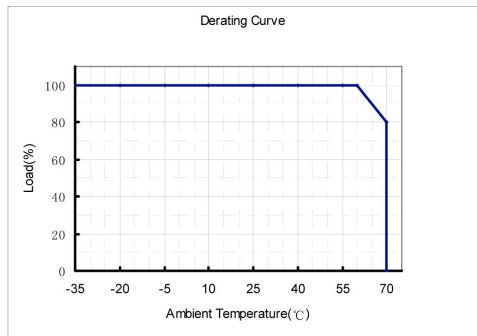
Nominal Output Current	Output Current Range (Note 1 & 3)	Output Voltage Range (Note 1)	Max. Output Power	Power Factor		Model Number (Note 2)
				110VAC	220VAC	
350mA	332mA - 368mA	90-142VDC	100W	0.99	0.96	PIL100U-C350D-ST

Note 1: Ratings are per output channel

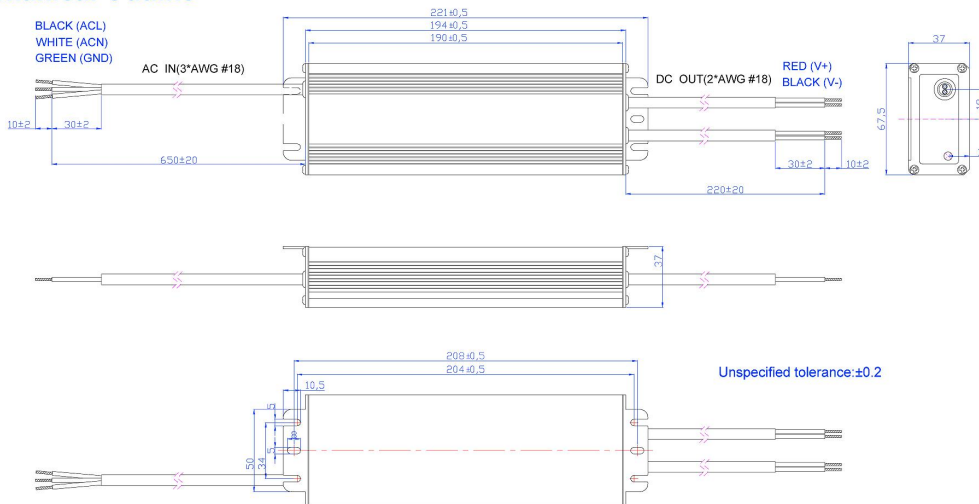
Note 2: Additional suffix may be included to denote variations or modifications to the base product.

Note 3: Output current factory set to nominal, unless otherwise specified.

Derating Charts



Mechanical Outline Drawing



Your Partners in Power.....

Power Partners, Inc. | 43 Broad Street | Hudson, MA 01749
 Tel: (978)567-9600 | Fax: (978)567-9601
 Website: www.powerpartners-inc.com